

# C 360 SA

Model C 360 SA -Semi-automatic operation with simple economical controls. An air over hydraulic system provides optimum sawing rates with minimum effort by the operator. Optimum cutting rates are yielded with controls over the sawing pressure and sawing speed, and the air vise can be equipped with infinitely variable clamping pressure to prevent distortion of structural.

The C 360 Series features rugged heavy duty vertical column circular sawing machines with saw frame swiveling capability for mitering. The vertical column construction provides extremely stable saw frame guidance and stability, with vibration free sawing!

The machine can operate in a conventional 90° cutoff mode for conventional sawing, and with a simple turn of a locking lever, the saw frame can be swiveled to any desired angle up to 45° left or 60° right for miter sawing. The mitering device carries a highly visible scale, and comes equipped with a preset stop for accurately returning to zero.




## Standard Equipment Includes:

- Heavy Duty Drive, TEFC Motor
- 24 Volt Controls, Low Volt & OL Protection
- Height/Depth Cut Adjustments
- Hydraulic Oil
- Totally Enclosed Transmission
- Electrical to NFPA-79 Electrical Standards
- 24 Volt Controls
- HSS Saw blade
- Full coolant System
- Operators Tools
- All Safety Guards
- Variable Clamping Pressure (optional)

## Specifications:

HP	4
Electrical (specify one)	220/3 or 460/3
Max Blade (in)	15 – 370mm
Spindle RPM	18/36 or Variable 13-76
Max Vise Opening	7.125"
Weight	1250
Coolant Capacity	5 gallons
Work Height	35.25

## Capacity Chart:

			
90	4.5	4	4 x 7
45 (l)	4	4	4 x 5
45 (r)	4	4	4 x 5
60 (r)	4	4	3.5 x 3.5

Capacities shown are max envelope. Each individual cutting job must be considered with regards to type, shape of material, and quantity of pieces per day.

## Accessories:

AC100	Freestanding Roller Conveyor 12" x 5'
AC101	Freestanding Roller Conveyor 12" x 10'
AC300	Custom infeed/outfeed conveyor mounted to machine 12"x5'
AC301	Custom infeed/outfeed conveyor mounted to machine 12"x10'
AC303	Accu-cut material stop w/ scale 0-72" long
AC106	Vertical Guide Rollers (set of two)
AC102	Custom worktable infeed/outfeed 6' conveyor mounted to machine
AC103	Additional 6' for above
AC104	Custom worktable infeed/outfeed 6' conveyor mounted to machine w/ measuring system
AC105	Additional 6' for above
AC106	Vertical Guide Rollers (set of two)
	Vertical side guide rollers for custom conveyors, pair of 2
AC118	Custom outfeed roller conveyor with Digital measuring system, 12" wide x 12' long, with cover plates between rollers, coolant return through, micro-adjustable legs, mounted to machine
AC128	Pneumatic Top Clamp
AC117	Footswitch
AC116	Built-in Mist Coolant
AC330	Variable vise clamping pressure



**1-800-328-0036**  
310 E Gemini Ave  
Cosmos, MN 56228  
[www.unihydro.com](http://www.unihydro.com)  
[sales1@unihydro.com](mailto:sales1@unihydro.com)